

# FY 2020- 2021 Headline Results for Rugabano and Nyaruguru Greenfield Developments



## Indicator #1

Farmer's average net income per HA of tea cultivated (USD)

**Overall Progress**



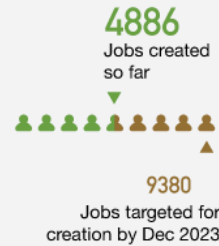
**Annual Progress**



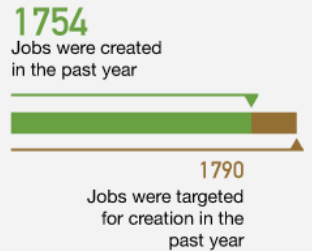
## Indicator #2

Cumulative permanent jobs created

**Overall Progress**



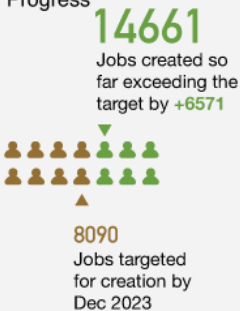
**Annual Progress**



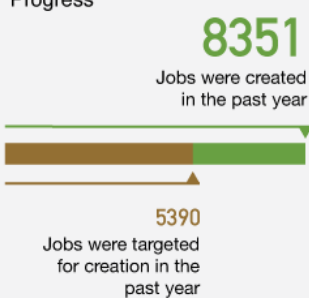
## Indicator #3

Cumulative seasonal jobs created

**Overall Progress**



**Annual Progress**




## Indicator #4

Cumulative Foreign Direct Investments (in USD)

**Cumulative FDI leveraged to date**



**2023 target**



## Indicator #5

No. of farming households planting tea with the support of the service companies extension services (cumulative)

**Overall Progress**



**Annual Progress**



## Indicator #6

Cumulative no. of hectares of tea planted by farmers

**Overall Progress**



**Annual Progress**

